

Nutrition and Health Center

12804 Willow Centre Dr Ste A

281-440-0024

info@nutritionandhealthcenter.com

www.nutritionandhealthcenter.com

Disclaimer: For scientific research purpose only.

Meridian Energy Analysis Report

ID: DJ-0024-0000026-0907

Name: Jane Doe

Gender: Female

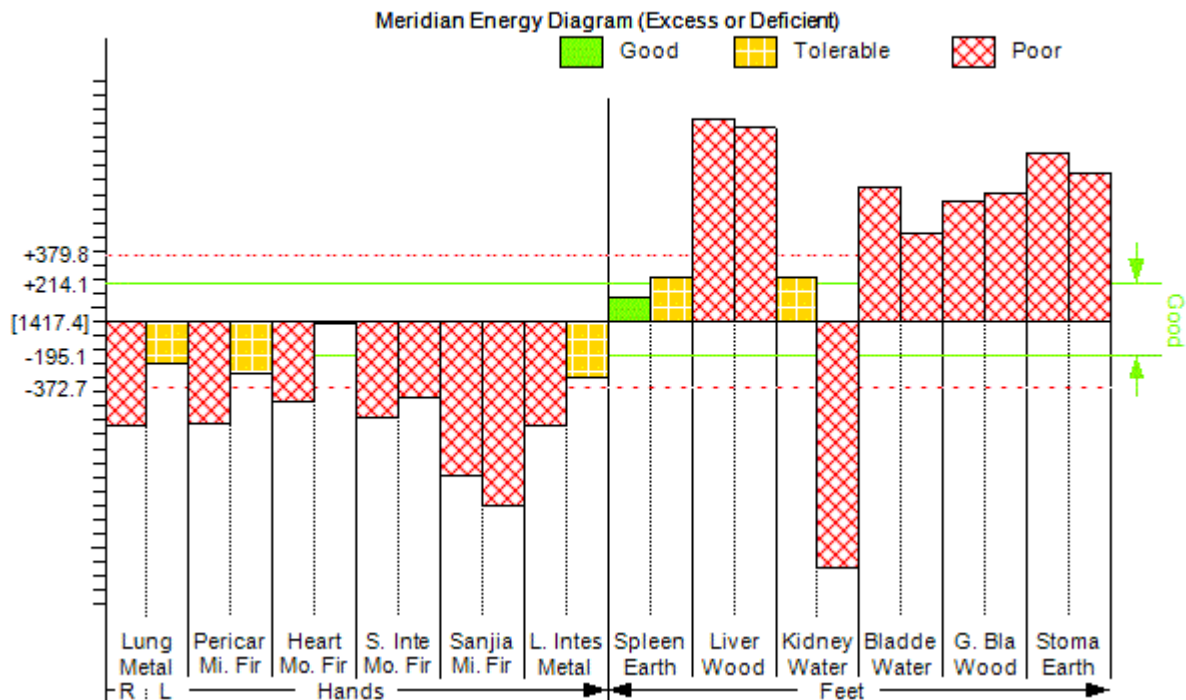
D.O.B.: 9/7/2016 **Age:** 0

Address:

Tel: 01012001











Meridian Energy Values (Normal Sensitivity): Wednesday, September 07, 2016 3:59 PM, ID: 26

	Lung	Pericar	Heart	S. Intest	Sanjiao	L. Intest	Spleen	Liver	Kidney	Bladder	G. Blad	Stomac
R	824.8	834.3	967.1	873.4	549.3	828.1	1557.3	2563.3	1672	2181.4	2103.3	2368.4
L	1174.2	1127.4	1407.9	989.4	372.5	1094.8	1671.2	2516.8	28.4	1915	2145.9	2251.9



● Problematic Areas and Five Major Functions

Category	Result	Normal Range
 Average Energy Value	1417.42	260 to 580
	<i>Average energy is severe stress (Female)</i>	
 Mental Energy	0.48	0.78 to 1.06
	<i>Mental energy is severe deficiency (Female)</i>	
 Autonomic Nerve System	2.96	1.00 to 1.50
	<i>Autonomic nerve function is severe imbalance (Female)</i>	
 Lung Meridian	R 824.83, L 1174.22	1222.36 to 1631.53
	<i>Lung deficiency</i>	

	Pericardium Meridian	R 834.28, L 1127.38	1222.36 to 1631.53
		<u>Pericardium deficiency</u>	
	Small Intestine Meridian	R 873.41, L 989.42	1222.36 to 1631.53
		<u>S.Intestine deficiency</u>	
	Sanjiao Meridian	R 549.25, L 372.50	1222.36 to 1631.53
		<u>Sanjiao / immune deficiency</u>	
	Large.Intestine Meridian	R 828.14, L 1094.80	1222.36 to 1631.53
		<u>L.Intestine deficiency</u>	
	Liver Meridian	R 2563.30, L 2516.82	1222.36 to 1631.53
		<u>Liver excess (Female)</u>	
	Bladder Meridian	R 2181.42, L 1915.01	1222.36 to 1631.53
		<u>Bladder excess (Female)</u>	
	Gallbladder Meridian	R 2103.26, L 2145.86	1222.36 to 1631.53
		<u>Gallbladder excess</u>	
	Stomach Meridian	R 2368.41, L 2251.92	1222.36 to 1631.53
		<u>Stomach / duodenum excess (Female)</u>	
	Musculoskeletal System	1.04	0.80 to 1.20
		<u>Musculoskeletal system is balance</u>	
	Metabolic Function	0.92	0.80 to 1.20
		<u>Metabolic function is within normal range</u>	

● **Recommended Acupoints :**

BL 65, GB 38, HT 7, KI 1, KI 7, LI 11, LR 2, LR 8, LU 9, PC 9, SI 3, ST 45, TE 3



Disclaimer: These statements have not been evaluated by the Food and Drug Administration. These products are not intended to diagnose, treat, cure, or prevent any disease. Bio-Analysis and Oriental Medicine Ltd. cannot be held responsible for any damage directly resulted from or indirectly associated with the use of this software or equipment. For scientific research purpose only.